

Appendix 1

Journal infographics

*Data representative
of the period January –
December 2022*

■ **ecpr.eu**



Journal infographics

ecpr

The following infographics offer a statistical overview of ECPR's co-published journals.

Figures are taken from reports presented at our annual spring publications retreat.


We have made the infographics as accurate as we can while keeping them reader friendly.

However, journals and publishers record and report information in different ways, so like-for-like comparison is not always possible.

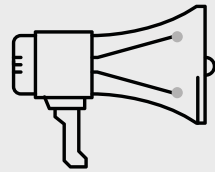
To find out more information about a journal, contact the editors directly.

Information in this document is representative of the period January – December 2022.

The publication process means that some figures may include data relating to previous years.



Online
and print



2.946


Impact Factor 2021



490,769

total downloads

38%
female
published
authors



**Top 3
submitting
regions**

UK 20%
USA 15%
Germany 8%

86%
rejection
rate



European Journal of International Relations (EJIR)

Key figures: 2022

26
Editorial
Board
members


of whom 38%
are female

402
submitted
articles

of which 69
were sent for
review


97 days

average time from submission
to editorial decision



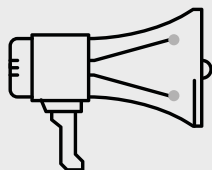
5.7

CiteScore



**OA
welcomed**

59 Open
Access Articles



5.774

5-year Impact Factor



475,293

total downloads



8.4

CiteScore

ecpr

**Top 3
downloading
countries**

W Europe 53%
N Europe 12%
USA 12%



**450
submitted
articles**

of which 244
were sent for
review


**97%
rejection
rate**



**European
Journal of
Political
Research
(EJPR)**

Key figures: 2022

**36%
female
published
authors**

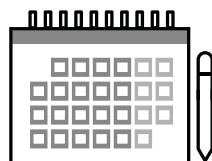


**30
Editorial
Board
members**

of whom 40%
are female

50 days


average time from
submission to first
editorial decision



19 days

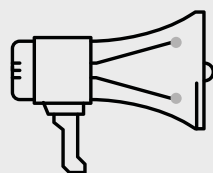
average time
from acceptance
to publication





**OA
welcome**

34 Open
Access Articles



3.123

Impact Factor



132,987

total downloads



6.0

CiteScore 2021

ecpr

**Readers:
top 3
countries**

USA 19%
UK 18%
Germany 15%

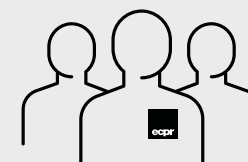
**70%
rejection
rate**



**European
Political
Science
Research
(EPSR)**

Key figures: 2022

**33%
female
published
authors**



**29
Editorial
Board
members**

of whom 48%
are female




**232
submitted
articles**

of which
57 were
published

46 days


average time from
submission to
editorial decision



38 days

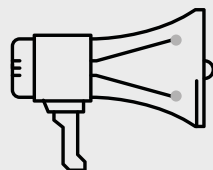
average time
from acceptance
to publication





**OA
welcome**

18 Open
Access Articles



2.436

Impact Factor



142,537

total downloads



3.2

CiteScore 2021

**Top visits,
by country**

UK 18%
USA 13%
Germany 7%



**84
submitted
articles**

of which
76 were
published

**42%
rejection
rate**




European Political Science (EPS)

Key figures: 2022

**19
Editorial
Board
members**


of whom 58%
are female

**38%
female
published
authors**



41 days

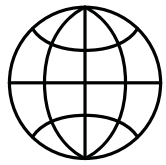
average time from
submission to
editorial decision




25 days

average time
from acceptance
to publication





**Gold Open
Access**



APC free

for authors at ECPR
member institutions



83,865

total downloads

ecpr

**Top 3
downloading
countries**

USA 20%
UK 11%
Germany 8%



**91
submitted
articles**

of which
25 were
published


**71%
rejection
rate**



**Political
Research
Exchange
(PRX)**

Key figures: 2022

**35%
female
published
authors**




**12
Editorial
Board
members**

of whom 50%
are female


26 days

average time from
submission to
editorial decision




100%

authors would publish with The Loop again



244

published articles



52%

authors are early career scholars



47

authors based in 47 countries worldwide

310



published authors



The Loop

Key figures: 2022



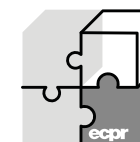
3,517

followers on Twitter at 31 December



3,394

page views of most-read blog piece at 19 January 2022



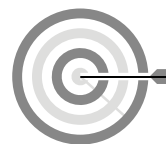
55%

authors from ECPR member institutions



Democracy

most written-about topic



37%

female authors